

SKETCHBOARD

SERMONS

By Jim Duffecy



April 7 2004 - Permission to copy granted to Stephen Bates by
Open Air Campaigners / USA
PO Box D
Nazareth, PA 18064 USA

Office: (610) 746-0508
Fax: (610) 746-0509
Web Site: www.oacusa.org

SKETCHBOARD

SERMONS





Jim Duffecy is North America Director of Open Air Campaigners. Born in Sydney, Australia, he was won to Christ at an Open Air Campaigners Sunday School at Coojee Beach at the age of twelve. This began a connection with O.A.C. which has continued to the present. Mr. Duffecy was instrumental in founding O.A.C. in New Zealand and in 1956 he led the team to Canada and America. Out of this visit came the establishment of O.A.C. Canada and O.A.C. United States. At present, Mr. Duffecy is directing the New York Branch of Open Air Campaigners.

CONTENTS

PAGE

INTRODUCTION - "SKETCHING THE GOSPEL"	4, 5, 6, 7
"EVERYTHING ADDS UP TO NOTHING"	9
"CERTAINTIES FOR AN UNCERTAIN WORLD"	11
"THE OBVIOUS IS NOT ALWAYS APPARENT"	13
"A GREAT MYSTERY AND ITS SIMPLE SOLUTION"	15
"IS THE DAY OF MIRACLES PAST?"	17
"BELIEVING IS SEEING" (<i>Children</i>)	19
"A STORMY NIGHT" (<i>Children and Adults</i>)	21
"THE MISTAKES OF A GREAT SOLDIER" (<i>Children and Adults</i>)	23
"THE DRAMA OF SALVATION IN THREE ACTS"	25
"THE WORLD'S BIGGEST BOOMERANG"	27
"THE SOLDIER WHO BUILT A CHURCH"	29
"A GOSPEL TO BE PROUD OF!"	31
"WHEN IGNORANCE IS NOT BLISS"	33
"FAMOUS LAST WORDS"	35
"THE 'MUST' OF CALVARY"	37
"SIGNS OF CHRISTMAS"	39
"MOUNTAIN PEAKS OF REVELATION"	41
"LOVE WILL FIND A WAY"	43
"HOW SWEET ARE THY WORDS" (<i>Christians</i>)	45
"SOULWINNING CROSSWORD" (<i>Christians</i>)	46, 47

*These Sermons are illustrative of the kind of material used by
Open Air Campaigners*

INTRODUCTION

SKETCHING THE GOSPEL

In our modern world, kindergarten children are taught to draw before they learn to write. The number of illustrated magazines, the newspaper comic strips, the recipe book, all tell the same story — one picture is worth a thousand words. Illustrate your adult sermons and children's messages and prove this for yourself!

ANYONE CAN DRAW:

Perhaps you are already protesting that you have never drawn anything but your breath! Let me encourage you. When a minister saw a friend of mine sketching the Gospel and using similar illustrations to those in this booklet, he said, "If that kind of 'hen scratching' can be used to attract and win souls, I am going to learn to 'hen scratch!'" And he has! And won souls with it! The illustrated messages which follow are all simple because the author is not an artist himself!

SUGGESTED MATERIALS TO USE:

THE BOARD AND EASEL:

Make a board from a piece of 3/8" plywood 3' x 4'. Any lumber yard will supply it. A folding easel can be purchased at a Sunday School Supply depot. If you want a portable board and easel cut the plywood in halves, making two pieces 3' x 3'. Tack 1" beading around the edges of both pieces and hinge in the center. Fit a handle and clasp. Make legs and the back stay from electric conduit tubing. Nail 2' x 3" blocks of wood on the back of the bottom outside edges of the board. These should be inside the bead and flush with it. Now drill a hole in the two bottom corners through the bead and partly into the wood blocks each large enough to fit the tubing. Cut tubing to desired length and you have the board legs. For portability the back stay is made of two pieces of conduit which fit together to make one long leg. (Legs and stay are carried inside the board when not in use). The back stay can be fixed to the board by nailing another block of wood near the center of back of the board and drilling it at an angle with a hole large enough to take the conduit. A small wood clamp tightened over the two center beads saves the board from folding while in use. Always have someone hold the board when using it outdoors. If blown over by the wind, it could injure a child.

For indoor meeting a 5' x 5' sketch board is the best size. The smaller board is not easily seen and looks childish and trivial especially for adult sermons. We use a folding board with an aluminum frame. Canvas is stretched on this and the paper tightened over it. A ping pong table is an excellent board. Lean it vertically with a prop behind it and the weight will keep it firm.



THE LARGE SKETCHBOARD IN USE

PAPER:

White newsprint paper is attached to the board with thumb tacks or "bulldog" clips. Newsprint comes in very large rolls and is taken from the printing press when the cardboard core on which it is rolled has only about an inch of unused paper left on it. This is ideal for sketchboard use. Inquire at a small local newspaper for one of these "cores." Large newspapers are reluctant to sell them because they use cores with steel ends which are returnable to the paper companies. Contact the foreman of the press room.

Cut to size from the "core" as you need it. Stretch tightly allowing an inch or so to go around to the back of the board. This is for neatness and will keep the wind from tearing it when used at outdoor meetings.

There are good reasons for using white newsprint paper. (1) A blackboard drawing with white chalk gives a negative picture. It is a "reverse image." (2) Newspaper acts as a blotting paper and absorbs poster paint quickly. This enables various colors to be used without them running together. (3) It is cheap to use.

PAINT OR CHALKS:

Pastels may be used but large demonstration type chalks are softer and best. We recommend poster or tempera paints more than chalk. Some use a combination of both in their sketching. Tempera color is put up in small jars and can be purchased at "Woolworths" separately or in a box containing a variety of colors. Five colors are sufficient. The following colors blend best. Black, vermilion (bright red), yellow, emerald green and turquoise (blue).

There is a "trick" in using paint on newsprint. Shake the jar well and pour half of the paint into an empty baby food bottle. Use this because it has a wide neck. Do this for each color. Thin each color with water. Place all your bottles of colors in a small size fishing tackle metal box. The lid of this will provide a brush rest when open. Make sure you have a small bottle of water with the paints. A whole illustrated message can be ruined if the paints do not flow from the brush freely. It will take too long to do the illustration and bog down the sermon. The *method* must never hinder the message. Paint is correctly thinned when it flows freely but is not so thin that red becomes pink and black, grey, etc.

BRUSHES:

Brushes can be expensive. An inexpensive brush is the 1/2" Signcutter. It is essential that a brush holds enough paint to make a line about 5' long with one dip in the color. A brush will be needed for each color.

A FEW HINTS ON SKETCHING

Work with confidence when drawing before an audience. Look as though you know what you are doing, even if you do not feel as sure of yourself as you could be. Lack of confidence in the medium sows lack of confidence in the message.

Lightly pencil in the outline of what you intend to draw beforehand if you feel at all uncertain of yourself. It is most important that you keep your mind on your message and the use of the pencil will help you do this (because you can set out your picture before the meeting).

Talk as you draw. Keep looking back at the audience. Stand to one side of the board as you sketch. Use firm, definite lines. It is better to draw an imperfect circle quickly, than a scratchy one that looks correct. The audience will forgive your drawing faults if you do it quickly, but if you scratch about they will expect more from you. There is no need to be a "lightning sketch artist" but keep the brush moving. The paint will drip from the brush and it will also run down from the paper if you put it on too slowly. Wipe your brush on the side of the jar after you fill it each time. Use some pressure as you apply the paint. Add water if paint does not flow freely.

Some prefer using one sheet of paper for all the drawings instead of numerous sheets, because when you have finished, the complete sermon is there on the board before your hearers and has a more lasting effect because it is easier to recall.

In each of the following illustrated sermons you will see that a preparatory sketch is shown. This method is used for two reasons, firstly because in the open air a crowd can easily be gathered by attracting them by curiosity. None of the preparatory work makes sense until it is completed. I often spend ten minutes silently doing the preparation sketch in front of a growing audience in the streets of New York City. Recently, a man called out. "You will kill me in a minute if you do not tell me what that is supposed to be!" Secondly, being very limited as an artist I find it hard to add all the colors and complete the drawing while I am preaching. Even when using the large sketchboard I do enough preparatory drawing before I start preaching so that I can finish any illustrated part of the message in five minutes. This frees me from allowing the method to overshadow the Message. Using a 5' square board, the area to be covered with paint or chalk is large and its use can lengthen the sermon too much. To avoid this, fill in all the colors you need to, for trees, grass, sky, etc., and add the outline as you give the talk. This method arouses curiosity before the talk and adds to the interest while it lessens the strain — and it is a strain — of speaking and drawing together.


Sometimes draw the *whole* picture beforehand, coloring it and then leaving the principle figures to be added as you tell the story. An example of this is on Page 16, ("Is the Day of Miracles Past?"). Finish the drawing then add the four men and the palsied man. Outline the globe and add the Cross as you preach. In an indoor campaign I do all the preparation for the board ahead of the meeting time, then leave the board on the platform to arouse curiosity.

When your brush begins to dry up as you work, try what the artists call, "The dry brush" effect. Excellent clouds can be done this way and hills can be vignettted into the foreground. Poster colors are opaque and do not thin out well. The "dry brush" will give you a lighter color effect and assist you in shading.

Try framing your picture with foreground features — a man, palm leaves or tree leaves, a cave or a gate, etc.

The use of jet figures is commended. These little match men are a great aid in telling the story with brush or chalk. Anyone can draw them. Think of where your own arms or legs would be if you were jumping, walking, running, sitting, or kneeling, and it will help you draw these little men. W. C. Smith's books, "Little Jets Tell the Bible Stories," are well worth having. They are out of print at present but you may be able to buy a secondhand copy.

The "ladder" letters are wonderfully useful for emphasizing Bible verses and sermon headings.



These can be set out lightly in pencil beforehand as shown below.



Used like this, you are ready to give your first verse or outline almost immediately. Just fill in the pencil marks as you go. Remember the distance between the horizontal lines governs the number of words you can fit across the sketchboard. Make the spaces between words wider than those between the letters.

Here are the "ladder" letters in their groups. Construction of each group is similar.



A copy of a newspaper will assist you practicing straight lines. Use the lines of type as a guide to your brush as you do the horizontal lines.

REMEMBER: Keep each letter simple. Make it with an absolute minimum of strokes.

REMEMBER: If "ladder" lettering is hard, it is wrong. With "M" say to yourself — "One stroke at the top and two at the bottom." With "W" say, "Two at the top and one at the bottom."

Demonstrating these letters to 100 missionaries from a variety of countries in the world, I realized there were a number of fields where our alphabet was not used, e.g. Arabic, Chinese, Japanese, etc., so I showed them the "shorthand" letters of which a few examples follow:



You can have an interesting time making up an alphabet of your own. All kinds of varieties can be worked out. Set out on the board like this:



and fill in at the appropriate time like this:



After I had done these, a missionary from Japan said to me "I've got it! Here is how I would do it in Japanese.

First sketch:



then fill in later



"This is our word for "tree"

("Who His Own Self bare our sins in His Own Body on the Tree." — I Peter 2:24). Missionaries using Arabic saw similar possibilities.

When giving an illustrated talk, let the final application be supported by the sketching bringing the whole talk to a climax. Endeavor to make the final brush work the most interesting of all. When you take up your brush or chalk and commence a message, never put them down until you call the listeners to prayer as the meeting closes.

START A SCRAPBOOK

Get a scrapbook and paste in it cuttings from newspapers and magazines, drawing of trees, scenes, people, etc. Commercial artists know how to get excellent effects simply. Keep an alert eye open as you look at newspapers and magazines, and you will find lots of "reference" as the artists call this scrapbook idea. The newspaper art department has hundreds of drawings of hands, faces, scenes, etc. cut from other publications, filed and indexed for ready reference for the staff. Most commercial artists have their own private "reference" file. You will find the same idea invaluable.



A cheap and most valuable booklet on drawing is "Drawing Bible Pictures" by H. W. Whanslaw.

If you need help or have inquiries about "SKETCHING THE GOSPEL", write —

OPEN AIR CAMPAIGNERS

BOX 469

WHEATON, ILLINOIS



EVERYTHING ADDS UP TO NOTHING!

TEXT: "Without Me ye can do nothing," John 15:5.

SKETCHING PREPARATION: Draw in border and "ladder" for the above verse.

I WANT TO INTRODUCE YOU TO ONE OF THE HARDEST VERSES IN THE BIBLE TO BELIEVE.

"WITHOUT ME" (Fill in) This is Christ speaking.

"YOU" (Fill in) He is being personal.

"CAN DO" (Fill in) Think of how much man has done in the last few years. Once when you looked at the moon you saw a man in the moon. Now you don't know whether it is man or a monkey or a mouse!

"NOTHING" (Fill in) Without Christ everything adds up to nothing.

SOME THINGS IN LIFE CANNOT AFFORD TO BE INDEPENDENT. (Draw nail)

When they designed a nail they designed a hammer to go with it. THE HAMMER SAYS, "WITHOUT ME YOU CAN DO NOTHING!" All you can do without the hammer is to bend the nail.

HERE IS A SCREW.

Did you say, "What is that cleft part on the top of it?" THE SCREW DRIVER SAYS, "WITHOUT ME YOU CAN DO NOTHING!" Don't bang it with a hammer. You will ruin it!

A NAIL NEEDS A HAMMER, A SCREW A SCREW DRIVER, AND SINNERS NEED A SAVIOUR.

Here, in one stroke, is what God says about you, if you have not received Christ. (Draw in a minus sign) MINUS pardon, MINUS power over sin, MINUS peace with God, MINUS fellowship with God, MINUS everlasting Life. ARE YOU A MINUS SIGN?

DO YOU KNOW WHAT IS THE WORLD'S GREATEST PROBLEM TODAY?

(Draw a big "I")

This is the problem nationally, internationally, and individually — independence of God. SOMEONE HAS CALLED THIS, "PERPENDICULAR PERSONAL PRONOUNITIS" or "I" DISEASE!

DID YOU NOTICE WHAT THE BIG "I" REALLY IS? (Lay the brush along the Minus sign)

It is a minus sign standing up and making a noise trying to disguise itself, but God is never deceived.

WHAT CAN WE DO TO GET RID OF THE BIG "I" — THE MINUS SIGN?

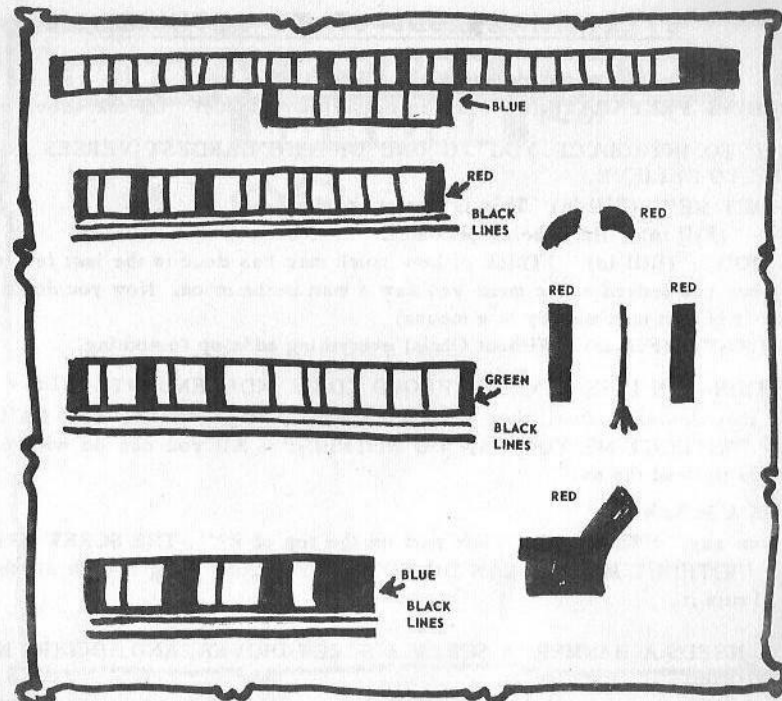
It has to be taken up a hill, a green hill. "There is a green Hill far away without a city wall. Where the dear Lord was crucified, Who died to save us all."

When we come to see that EVERYTHING ADDS UP TO NOTHING WITHOUT CHRIST and we come to Him knowing we are guilty sinners, then Calvary becomes the BIG "I" crossed out. (Cross out the "I" and make a cross).

A CHRISTIAN IS ONE WHO SAYS, "NOT I BUT CHRIST." (Extend the cross to make a plus sign).

NOW IT IS PLUS pardon, PLUS power over sin, PLUS peace with God, PLUS everything worth while!

WILL YOU RECEIVE HIM?



CERTAINTIES FOR AN UNCERTAIN WORLD

READING: Matthew 4:1-11.

SKETCHING PREPARATION: Prepare the title "ladders" and draw in the Verse "ladders" with the red areas shaded beside them.

THIS IS A DAY OF GREAT UNCERTAINTY.

When We Are Very Certain, We Say, "IT IS!" (Fill in)

The world is looking for things they can be sure about.

Here's Our First Certainty - "IT IS FINISHED!"

When Christ died upon the Cross (draw cross), He uttered these wonderful words - the Way of Salvation was complete - "*It Is Finished*. Yes, indeed, finished - every jot - sinner, this is all you need - tell me - is it not?"

Archeologists in Palestine found an ancient bill with "TETELESTAI" ("It Is Finished" - Greek) written right across it - PAID IN FULL.

James Hudson Taylor as an unconverted young man read these words, "The Finished Work of Christ," and said, "Then there dawned upon me the joyous conviction that as the whole work was finished - and the whole price paid - there was nothing left to do than to get down on my knees and accept Him."

IT IS WRITTEN.

Christ gave us His Precious Blood to save us - and His Wonderful Word to assure us. Here is certainty, indeed. How can I know I can have forgiveness? It is written in Acts 10:43, *Whosoever believeth in Him shall receive remission of sins.* How can I have everlasting Life? "*It is written*" - John 3:16.

IT IS I.

Christ gave us His Blood to save us, His Word to assure us, but best of all, He has given us His wonderful Presence to go with us in this life and into the countless ages of Eternity.

Not just the Word - but the Author of it.

Not just pardon - but the Pardoner.

Not just Life - but the Life Giver Himself.

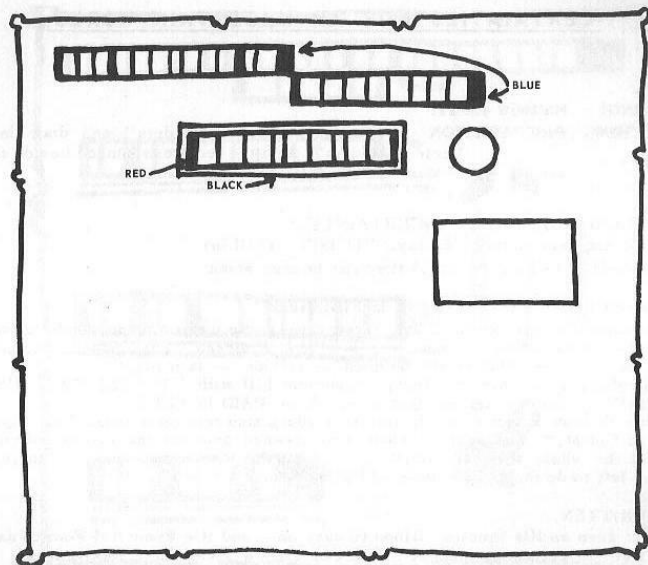
A man, calling on a dying friend, remarked on the chair beside his bed. "I had trouble in praying when first converted," the sick man answered. "My pastor suggested I put that chair (draw in chair) in my room and make a certain time for prayer each day - thinking of Christ sitting in the chair - then just go and talk to Him. Prayer has been different since then." He died a few days later, and was found with his hand resting on the chair.

*"Yea, though I walk through the Valley of the Shadow of Death,
I will Fear no Evil, for Thou Art With Me."*

Do you know this wonderful Saviour? Why don't you open the door of your life to Him? He says,

"BEHOLD I STAND AT THE DOOR AND KNOCK, IF ANY ONE HEARS MY VOICE AND WILL OPEN THE DOOR, I WILL COME IN."

This is how a Life of Certainty begins.



THE OBVIOUS IS NOT ALWAYS APPARENT

TEXT: "The disciples were called Christians." — Acts 11:26.

SKETCHING PREPARATION: Draw in title and "CHRISTIAN" ladder."

I WANT TO SHOW YOU THAT THE OBVIOUS IS NOT ALWAYS APPARENT.

(Draw in, adding "NOT ALWAYS" in black after completing other words)

We can see without seeing and hear without hearing!

WHAT'S THE TIME? (Draw in face of clock)

Ever see a man look at his watch then someone asks him the time a few seconds afterwards? What does he do? He looks again! He saw without seeing!!

"THE PURLOINED LETTER" by Edgar Allan Poe is one of the famous detective stories of the world. Weeks were spent looking for an all important letter which was right under the noses of Poe's detectives. The obvious is not always apparent.

HERE'S A MOST IMPORTANT WORD

THAT MILLIONS SEE WITHOUT EVER SEEING!

Ask any Mohammedan what a Mohammedan is and he'll tell you on the spot. This is a so-called Christian country. Let me ask you

"WHAT IS A CHRISTIAN?" (Fill in the ladder)

"A MAN WHO PRAYS." Someone says immediately. (Draw in man on knees)

A man in Tibet turns a prayer wheel, but that doesn't make him a Christian. Now don't get me wrong — a Christian *will* pray. He won't be able to get on without praying. (Draw in "NOT")

"SOMEONE WHO READS THE BIBLE." (Draw in Bible)

Here is a good answer but it is not right. (Fill in NOT) A Christian *will* read the Bible — he couldn't get on without it — BUT you could know the Bible from cover to cover and not be a Christian.

"SOMEONE WHO GOES TO CHURCH."

Did you ever see a man go into a stable and come out a horse? And just going to church does not change anyone into a Christian. If a footballer says, "I can be a footballer without joining a team," he's not a footballer — He's a fanatic! Christians will go to church but this is not what makes a Christian. (Add "NOT")


LET US LOOK AT "CHRISTIAN" AGAIN! (Draw in "CHRIST")

A Christian is one to whom CHRIST is EVERYTHING. "I — A — N" stands for "I AM NOTHING" — NOTHING but a lost and helpless sinner.

(Make the "T" in "CHRIST" into a cross)

A Christian is one who knows he is nothing, and can do nothing to save himself, but he knows, too, that Christ did everything to save him when He died on the Cross, and he has put his whole trust in Christ.

ARE YOU A CHRISTIAN?



A GREAT MYSTERY AND ITS SIMPLE SOLUTION

TEXT: "Marvel not that I said unto thee, Ye must be born again." — John 3:7.

SKETCHING PREPARATION: Draw in border, top of world, clouds, lettering, "ladder" for "EVERLASTING LIFE" and "YE MUST BE BORN AGAIN."

In a Chicago traffic jam, a taxi driver called out as he saw the O.A.C. Gospel van, "When I come back to earth again, I want to be a king!" He had seen the lettered, "Ye must be born again," on the van's side.

ONE OF THE MOST MYSTERIOUS VERSES TO THE AVERAGE PERSON.

Nicodemus was mystified. The most involved mystery often has a simple solution.

CHRIST CONFOUNDED NICODEMUS IN ORDER TO CONVERT HIM.

"Cannot see . . . Cannot enter . . . unless born again." (Fill in)

Nicodemus could have answered, "Yes" to all the standard questions on righteous living, but he was not born again. "Art thou a master of Israel and knowest not these things?" V. 10.

NICODEMUS RECEIVED THE SOLUTION TO THE MYSTERY WHEN HE CONFESSED HE WAS COMPLETELY BAFFLED.

"How can these things be?" V. 9

HOW SIMPLE (AND YET PROFOUND) THE ANSWER!

(Fill in "EVERLASTING LIFE")

Life comes through birth. Birth brings us into a family. (John 1:12) A newborn baby has no past to regret and everything ahead of it. (II Corinthians 5:17)

IN ANSWER TO THIS MYSTERY CHRIST GIVES NICODEMUS THE SIMPLEST VERSE IN THE BIBLE.

God bridged the gap between Heaven and earth by the links of His love. (Fill in links, preaching on each one)

GOD — It all started with Him

SO — A little word with great meaning

LOVED — He loved because He is love

THE WORLD — If you live in the world you are one of those He loves

THAT HE GAVE HIS ONLY BEGOTTEN SON — Sin separated man from God.

God gave His Son to bear our sins.

THE HEART OF THE NEW BIRTH IS THE CROSS. (Draw cross)

Birth costs much. We have natural life because someone went to the gate of death to give us life. Everlasting Life is available because of the sufferings of Calvary.

GOD LOVED AND GOD GAVE.

This is His Side of the New Birth.

WE BELIEVE AND WE HAVE. (Fill in the ladder, preaching on each "H")

THAT — So that

WHOSOEVER — Richard Baxter said, "If God had said Richard Baxter, I would have thought He meant some other Richard Baxter but 'whosoever' includes all the Richard Baxters that ever lived!"

BELIEVETH — Believe you are the sinner the Saviour came to save.

IN HIM — Not just a creed or a set of rules but a Person!

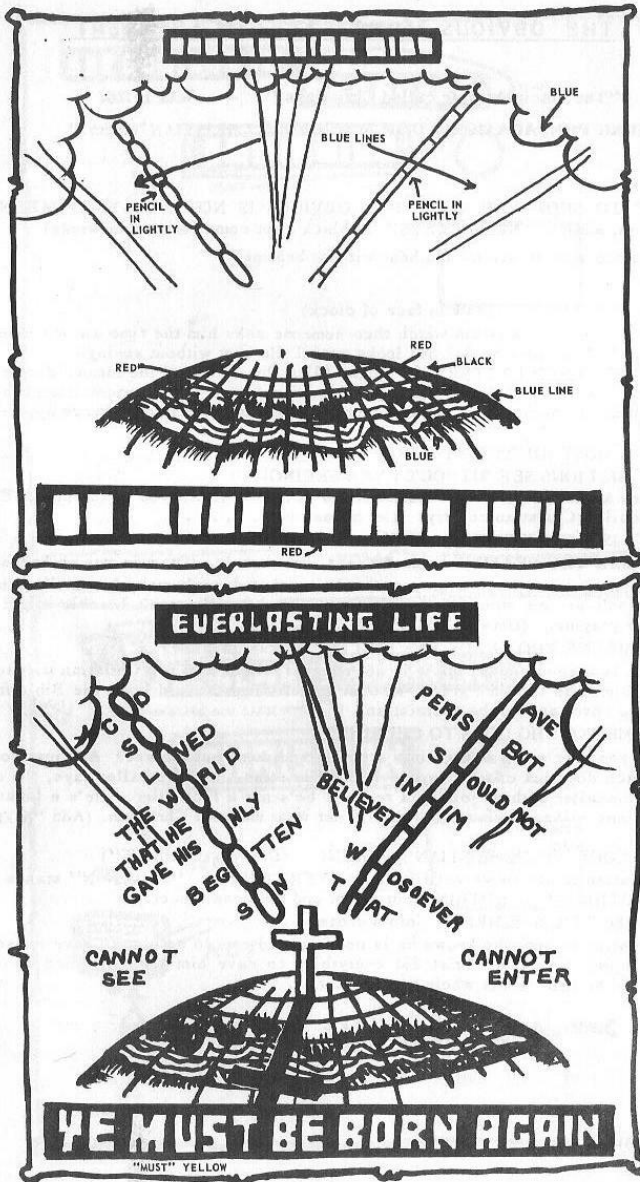
SHOULD NOT PERISH — Negative side



BUT HAVE — Positive, present possession.

EVERLASTING LIFE.

This is our side — Not a rung by rung effort, but an instantaneous salvation. The moment we believe in Him we are saved and born again.

ARE YOU BORN AGAIN?





IS THE DAY OF MIRACLES PAST?

TEXT: "Whether is easier to say, Thy sins be forgiven thee; or to say, Rise up and walk." — Luke 5:23

SKETCHING PREPARATION: Draw in title "ladder," borders of pictures and all color areas. (Outline of each picture and principal figures to be added as you preach).

A CROWD GATHERS AROUND DOOR IN THE SEASIDE VILLAGE OF CAPERNAUM — CHRIST HAS RETURNED.
(Fill in building outline and crowd)

FOUR MEN COME CARRYING THEIR HELPLESS FRIEND.

He has a great need. They must get him to the Saviour. (Draw in palsied man and four friends) How can they get in with such a crowd?

LET'S LOOK INSIDE WHERE THE LORD IS.

He is speaking. Many are listening with interest — many with antagonism. A noise in the roof.

THE ROOF BROKEN UP AND THEIR FRIEND LET DOWN.
(Draw in gap in ceiling, four heads, and man on bed.)

CHRIST SAW THEIR FAITH AND SAW THE MAN'S REAL NEED.

"Thy sins be forgiven thee." How disappointed the four friends were! They wanted a miracle for time. Christ wanted an eternal miracle.

"WHO BUT GOD ONLY CAN FORGIVE SINS?"

The query of His enemies but here His Diety is manifested.

"WHAT IS EASIER TO SAY, 'THY SINS BE FORGIVEN THEE' OR TO SAY, 'RISE UP AND WALK?'"

Was it easier for Him to do a physical miracle — "Rise and Walk" (Fill in the world) — or a spiritual miracle — "Thy sins be forgiven" — the miracle of miracles? (Draw in cross).

When He made creation, "He spoke and it was done," but when He brought a New creation into being it cost Him the Blood and sweat and tears of Calvary.

"BUT THAT YE MAY KNOW THAT THE SON OF MAN HAS POWER ON EARTH TO FORGIVE SINS."

The Lord says to the sick of the palsy, "Rise take up thy bed and go into thy house. The outward miracle . . . the inward miracle.

CHRIST ALWAYS DOES THE DOUBLE MIRACLE WHEN HE SAVES.

He gives the power to walk in His ways when He says, "Thy sins be forgiven thee."

"HE SAW THEIR FAITH AND SAID . . ."

Does He see your faith in Him so that He can say:

"THY SINS BE FORGIVEN THEE?"

BELIEVING IS SEEING (Children)

TEXT: "He calleth thee." — Mark 10:49

SKETCHING PREPARATION: Make a border. Draw in the text "ladder," the yellow area of the city wall, the green beside the path, the clouds, sky and mountains.

TODAY WE ARE GOING TO DO SOME "B" COLLECTING. — MARK 10:46-52.
(Paint in a large red "B" with a black outline)

HERE'S THE NAME OF OUR STORY — "BELIEVING IS SEEING."

We get things mixed up and say, "Seeing is believing." God says, "Believing is seeing."

BARTIMAEUS (Fill in) SAT OUTSIDE THE OLD CITY OF JERICHO. (Draw in)

He sat beside the gate (draw in) because many came along the path into Jericho. (draw in)

WHY DOES HE SIT THERE? — BLIND. (Fill in)

How would you like to be blind? There could be some blind people here today. Have you SEEN that you are a sinner and need the Lord Jesus?

BARTIMAEUS COULDN'T BE A FARMER, A SHOPKEEPER,
OR A CARPENTER SO HE BECAME A — BEGGAR! (Fill in)

NOW FOR THE STORY OF THE MOST WONDERFUL DAY OF HIS LIFE.

He went to the gate as usual. Today could be your biggest day, if what happened to Bartimaeus happens to you — he met Jesus.

A NOISE OF MANY FEET — A CROWD COMING THROUGH THE GATE!

Nearly bursting with curiosity he asked a man who came by, (Draw in) what was happening.

BARTIMAEUS IS TOLD IT IS JESUS OF NAZARETH.

He has heard of Him, Jesus can heal sick people, raise dead people and HEAL BLIND PEOPLE!

BARTIMAEUS CALLS OUT, "JESUS . . . HAVE MERCY ON ME!"

He cannot see Jesus but do you have to see Him to trust Him? Have you found our next "B"? — BELIEVING. (Fill in)

THE CROWD TELLS HIM TO BE QUIET.

Bartimaeus takes no notice and calls again. Don't let others put you off from trusting the Saviour.

CHRIST ASKED SOMEONE TO CALL HIM. BARTIMAEUS CAME IMMEDIATELY.

A man came with a message, "He calleth thee." (Fill in)

"WHAT WILT THOU THAT I SHOULD DO UNTO THEE?" THE SAVIOUR ASKED.
"Lord, that I might receive my sight." "Go thy way, thy faith has saved thee!"
Then the miracle that changed his whole life happened.

"BELIEVING IS SEEING."

You want to see Jesus in Heaven some day? Believing is seeing.

HE FOLLOWED JESUS IN THE WAY.

He did not want the old life again. He witnessed as he went. LUKE 18:43.
Here is our last "B" — BLESSED. (Fill in)

THAT IS WHAT THE LORD JESUS DID FOR BARTIMAEUS.

LET ME TELL YOU WHAT HE DID FOR YOU.

(Draw in the three crosses on the hill at the back of the city) He was on His way to Jerusalem to die for you when He met Bartimaeus.

HE CALLETH YOU.

You do not have to see Him. Believe today and see Him one day in Heaven.

BELIEVING IS SEEING!

